

**Whittlesey Neighbourhood Plan**  
Scoping Consultation Report  
July 2017

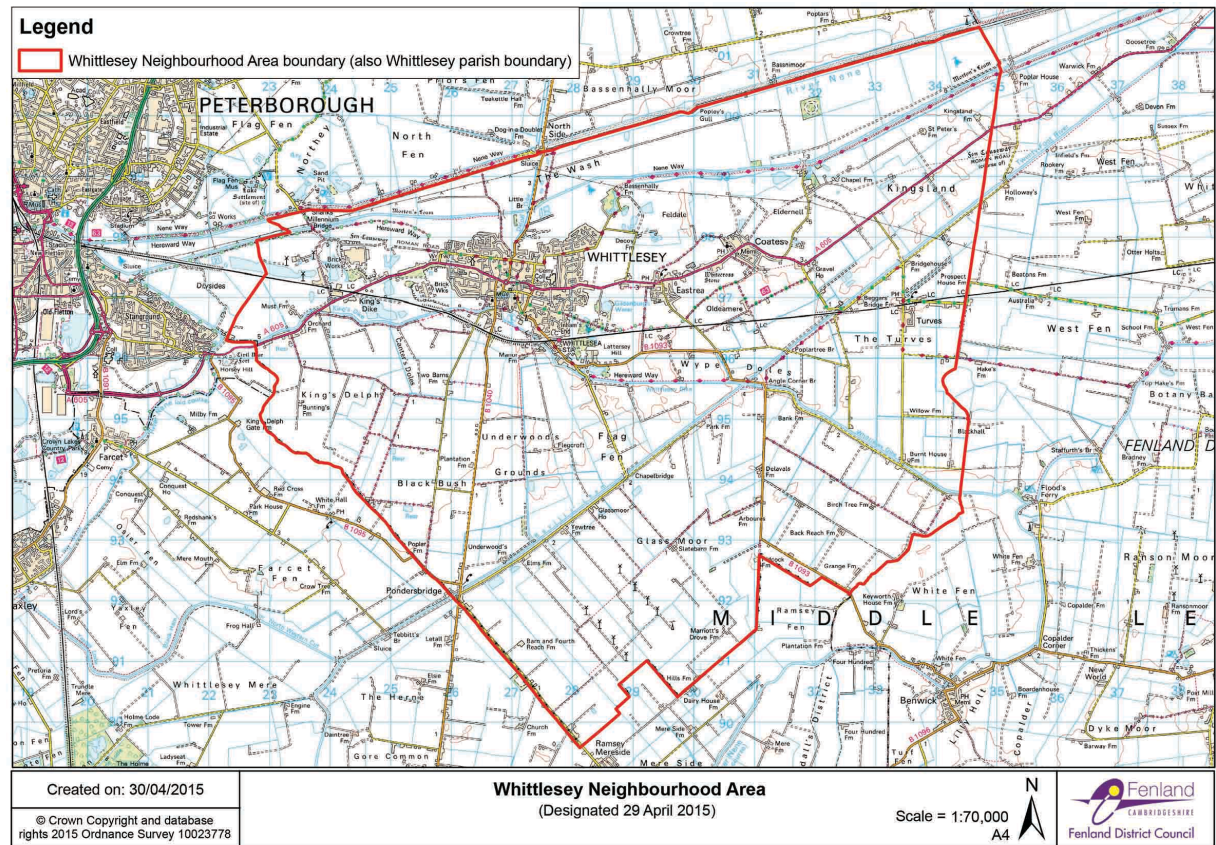
<b>Introduction</b>	<b>1</b>
<b>Methodology</b>	<b>2</b>
<b>Adult Questionnaire</b>	<b>3</b>
Who Responded?	4
Results Summary	5
Housing	8
Transport	13
Business	19
Community and Leisure	24
Environment and Heritage	28
<b>Children and Young People</b>	<b>33</b>
Sir Harry Smith Questionnaire	35
Children's Questionnaire	37



# Introduction

In 2014 Whittlesey Town Council decided to develop a Neighbourhood Plan for the Parish. Area Designation was applied for, with the boundary of the designation following the Parish Boundary. The designation was confirmed in April of 2015 and a Neighbourhood Plan Committee was set up to begin working on the Plan.

The aim is that Whittlesey Neighbourhood Plan will reflect the views and aspirations of those living and working in the Parish. To that end, public consultation is forming an early part of the planning process; an initial scoping questionnaire was delivered throughout the Neighbourhood Plan Area in March 2017 to identify the thoughts of the community before commencing production of the plan. This report documents the results, which will help to define the aims and key issues of the Neighbourhood Plan at the next stage.



## Methodology

Questionnaires were delivered to every house within the Neighbourhood Plan Area (see map on the previous page) in March 2017. There was also the option to complete the questionnaire online. Questionnaires could be completed by any individual over 18 rather than by household, so multiple people living in the same property were able to give their views

Councillors held a series of sessions to answer questions about the Neighbourhood Plan process and assist people with the completion of the survey. Separate sessions were held with local schools and customised versions of the questionnaire were developed to collect their views. The following report details the findings of the main questionnaire as well as the results of the school sessions.

**2582 total responses**

**1159** residents over 18 filled out the Adult Questionnaire (621 on paper/ 538 online)

**678** children filled out the Children's Questionnaire

**746** young people filled out the Sir Harry Smith Questionnaire

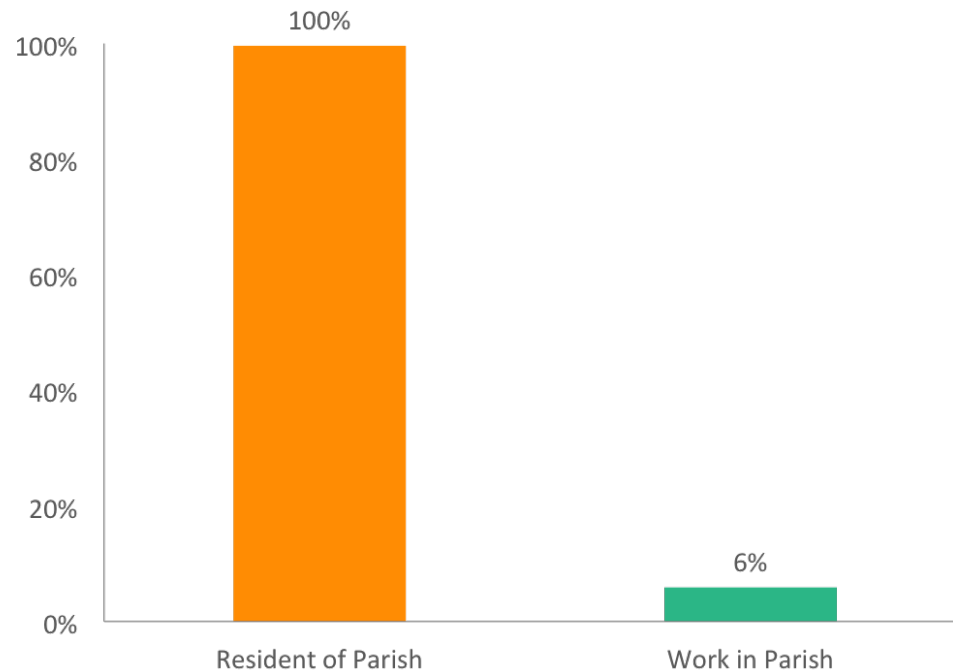




# Adult Questionnaire

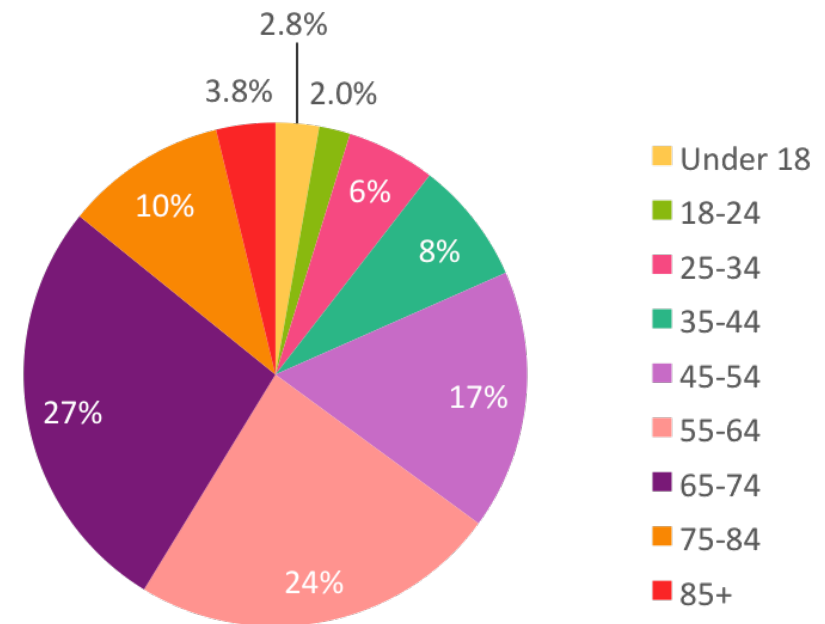
## Adult Questionnaire: Who Responded?

Relationship to Parish



Almost all respondents live in the Parish (the actual figure of 99.56% has been rounded up) and 6% of respondents also work there. Response levels are highest amongst older people; 55% of respondents are over 65. This may simply be reflective of the age profile of the wider area (Fenland has an ageing population) or it may

Age Bracket



be that older people within the Parish felt more motivated to participate. This should be considered when responding to the findings of this report to ensure that the views of the whole of the Parish are represented.

## Adult Questionnaire: Summary

This summary focuses on the headline results for each section, where a clear response was recorded, attempting to paint a broad-brush picture of the general feeling within the Parish. For more in-depth analysis, including details of some of the less conclusive results, refer to the main body of the report.

### Housing

- The majority of people do not agree that Whittlesey will need more housing than is proposed within the Local Plan.
- There is a desire for a greater variety of housing in the Parish, in particular housing for older people living independently and affordable housing/ starter homes for younger people.
- Road investment and public transport are the most popular suggestions for using money generated by new development through developer contributions.
- Most people feel that new homes should be located outside areas vulnerable to flooding.

### Transport

- The most common form of transport is the private car, followed by walking. Public transport services (bus and rail) are used less frequently.
- 83% of respondents say they would make journeys by public transport, walking and cycling if services are improved.
- Both bus and rail services could be improved with more frequent services (in the case of rail, improved station facilities are also important).
- Walking and cycling routes need improving, but there is a less clear preference for specific interventions. Maintenance of routes and lighting scored higher than the other options.
- Respondents are clear that the roads in the Parish are not adequate for the level of traffic and future housing development will create a need for road improvements.

## Adult Questionnaire: Summary

### Business

- Respondents would most like to see more shops and retail uses in the Parish.
- There is a clear desire for revitalizing the market with local food and drink stalls and evening events.
- There is some interest in additional support for new businesses through land allocation and support for independent and start up businesses.
- 78% acknowledge that younger people tend to leave the Parish to find work.
- The majority of people do not do their weekly shop within the Parish and there is a strong desire for a supermarket.

### Community and Leisure

- There is a general feeling that community and sports facilities could be improved but this was not a strong response.
- The majority of people feel there should be more facilities at both ends of the age spectrum i.e. for younger and older residents.
- The consensus appears to be that there is not a need for *more* play areas and open space but that the existing facilities should be protected, and maintenance should be improved.
- Provision for healthcare (including dentists) and education should be improved within the Parish, particularly in light of new housing.



## Adult Questionnaire: Summary

### Environment and Heritage

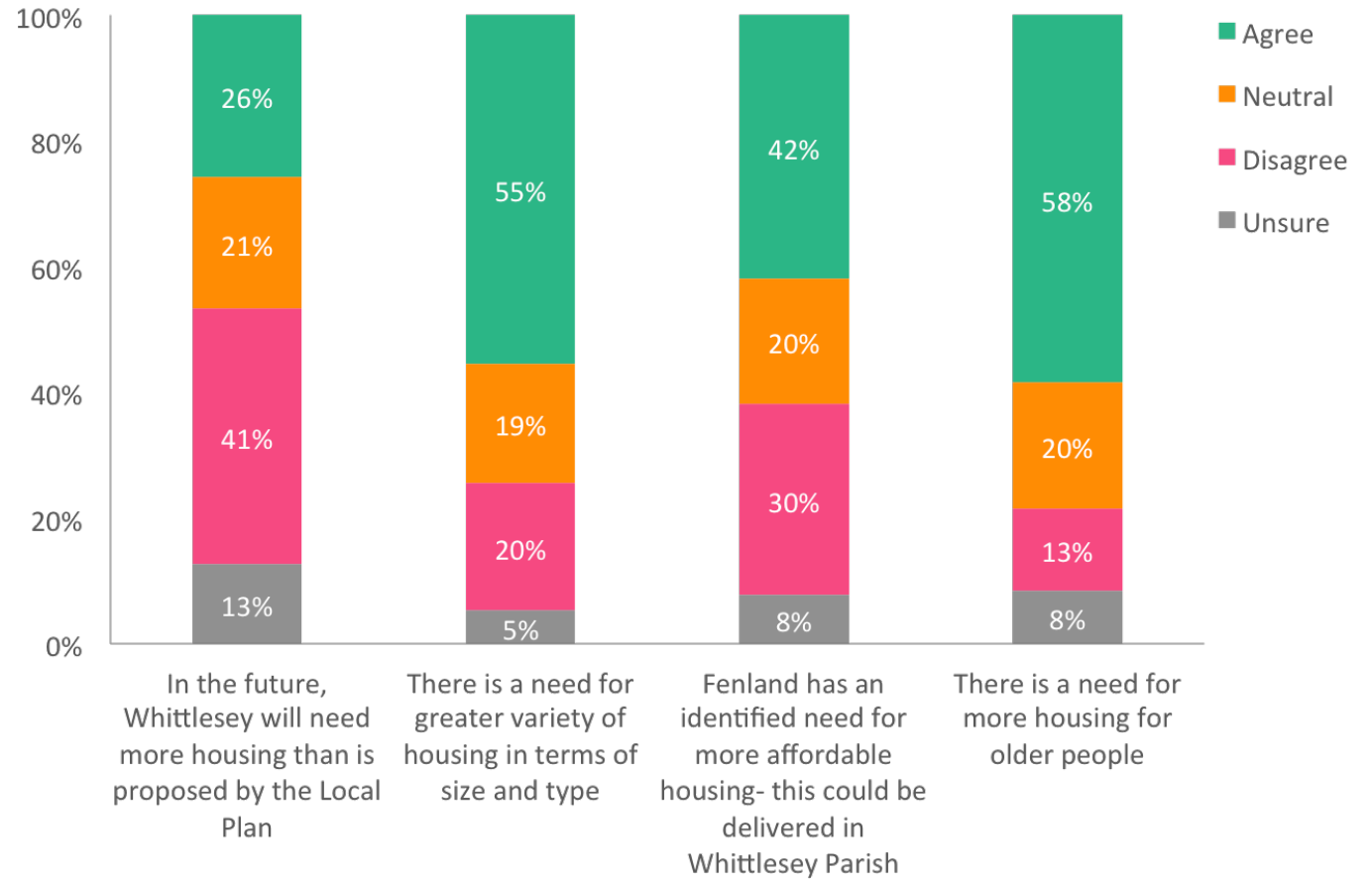
- Most people feel that it is easy to access countryside within the Parish and that the countryside should be promoted to tourists.
- There is some confusion about whether the Parish is adequately protected from flooding – more information and capacity building may be needed here.
- A large majority of people feel that local wildlife should be protected.
- Most people feel that mud walls should be protected and maintained and that Bronze Age heritage should be promoted as a tourist attraction.
- A large portion of respondents are interested in the conservation of historic and special interest buildings.
- The majority of people do not think the Conservation Area boundary should be extended.

## Adult Questionnaire Housing

**Q. Indicate your response to the following statements about housing**

*Answered 1095/ Skipped 64*

The majority of respondents (41%) feel that Whittlesey does not need more housing than is proposed in the Local Plan. Most respondents (55%) want to see a greater variety in the size and type of housing within the Parish. The majority of respondents feel that Whittlesey could deliver some of Fenland’s affordable housing need. The final statement yields the most clear cut result; 58% of respondents state that more housing is needed for older people.

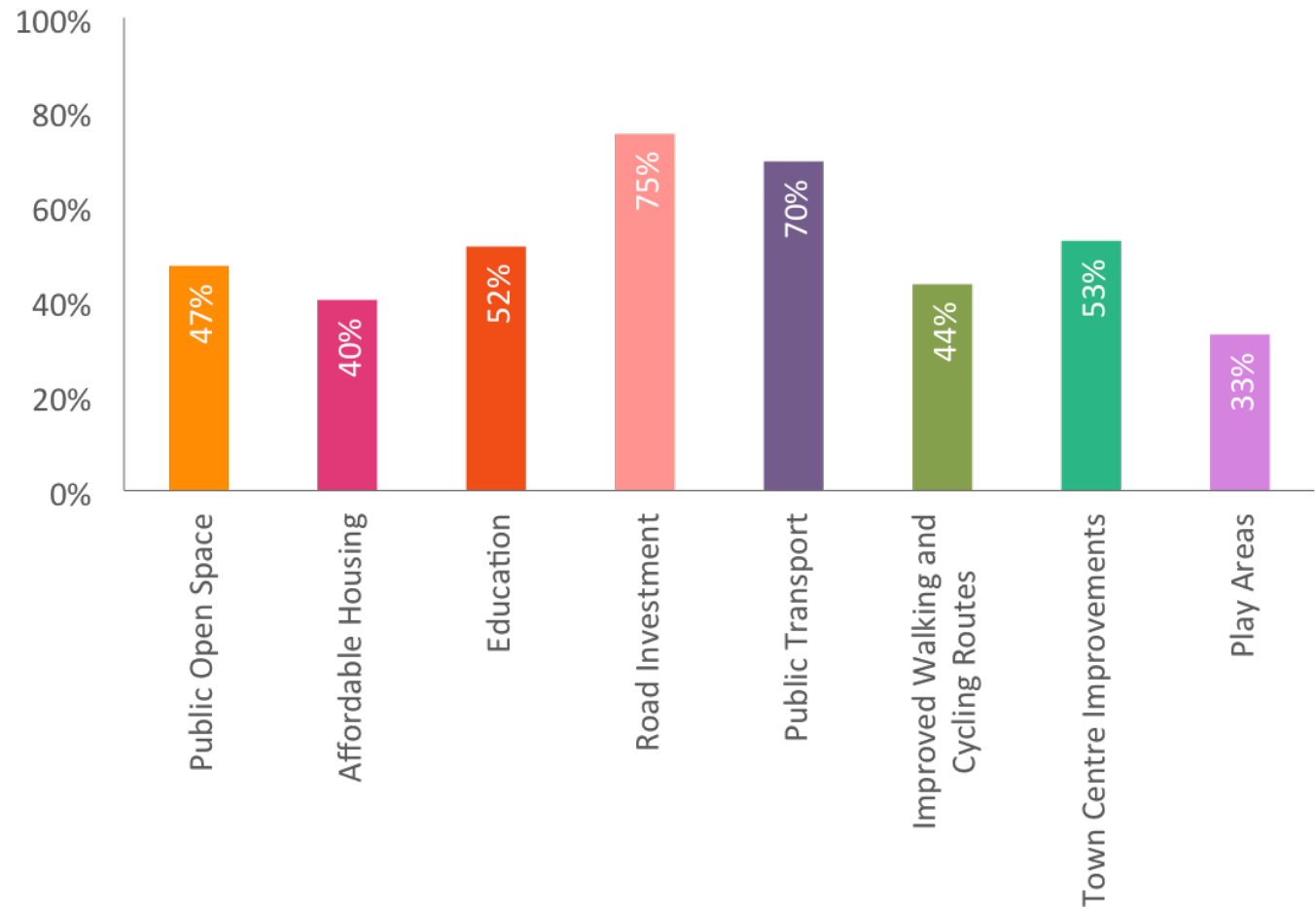


## Adult Questionnaire Housing

**Q. Local Authorities can balance impact created by new development by requiring developers to make positive contributions to the area and community. If new housing were to be approved, what kind of benefits would you most like to see?**

*Answered 1094/Skipped 65*

All the suggested uses for developer contributions are popular (respondents were allowed to select more than one option) with many respondents commenting that all are necessary. The two most popular options are “Road Investment” and “Public Transport”, indicating that access and movement are important to the Parish. Other popular responses are “Education”, “Town Centre Improvements” and “Public Open Space”.

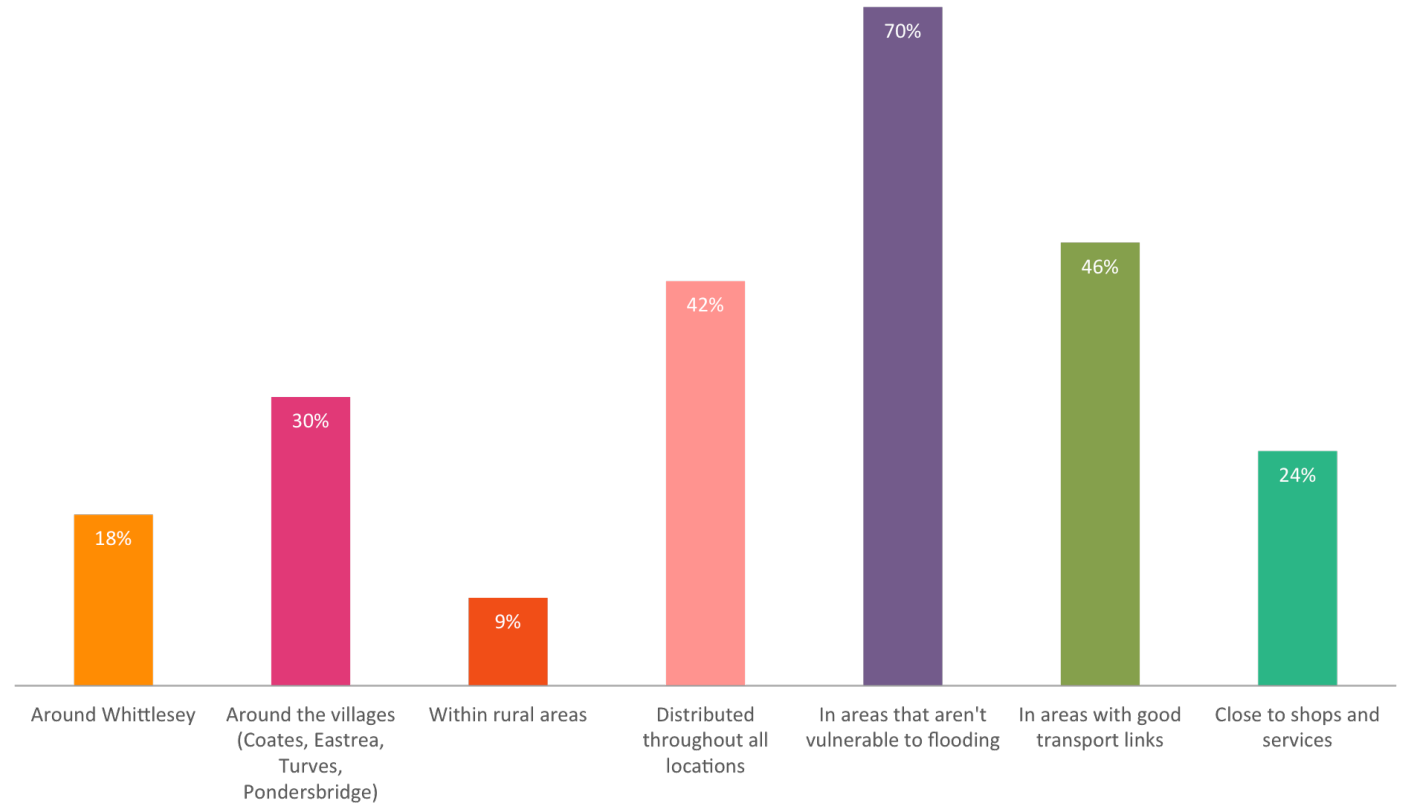


## Adult Questionnaire Housing

**Q. Where in the Parish should new homes be located? Take a look at the map at the start of this section for information and select from the options below:**

*Answered 1069/Skipped 90*

Flooding is the key deciding factor for respondents when deciding where to locate new housing within the Parish; 70% state that new homes should be located in areas that aren't vulnerable to flooding. Another important factor is transport; 46% of respondents feel that new housing should be located in areas with good transport links. There seems to be a preference for a more even distribution of housing in the Parish; 42% of respondents state that new homes should be distributed throughout all locations and 30% suggest they be located around the villages. Comparatively only 18% feel that new homes should be located around Whittlesey.



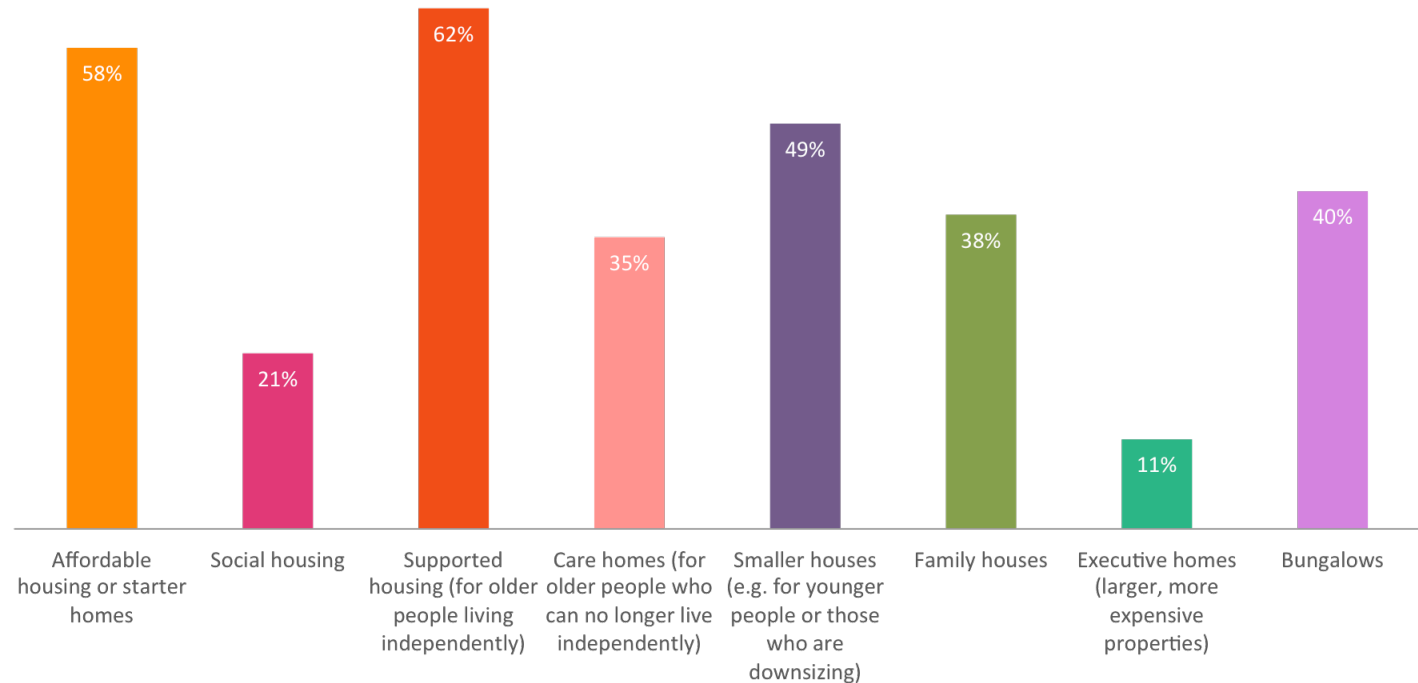


## Adult Questionnaire Housing

### Q. What kind of homes are needed in the Parish?

Answered 1069/Skipped 90

Responses to previous questions indicate a desire for a wider range of housing in the Parish and this question is intended to give a clearer idea of what form this should take. The two most popular responses are for supported housing for older people living independently and affordable housing /starter homes. 49% also selected “Smaller houses for younger people”. This indicates that more housing choice is needed at both ends of the age spectrum. Very few people selected “Executive homes” indicating that larger, more expensive homes are not required within the Parish.



## Adult Questionnaire Housing

### Q. Any further comments about housing?

A selection of respondents' comments on housing are set out here.

**"Housing needs to be delivered in a sustainable manner using low carbon methods and an emphasis on renewable energy"**

**"Homes should ONLY be built once the correct infrastructure, Kings Dyke bridge, school places, Doctors, etc are in place."**

**"We need more high quality new build development"**

**"Self build should be encouraged and supported"**

**"No more housing"**

**"There are more than enough new houses being built in Whittlesey. We need to protect the existing houses from flooding not just put measures in place for new ones"**

**"Older people don't necessarily want to live alongside other older people so there should be a good mix of house types"**

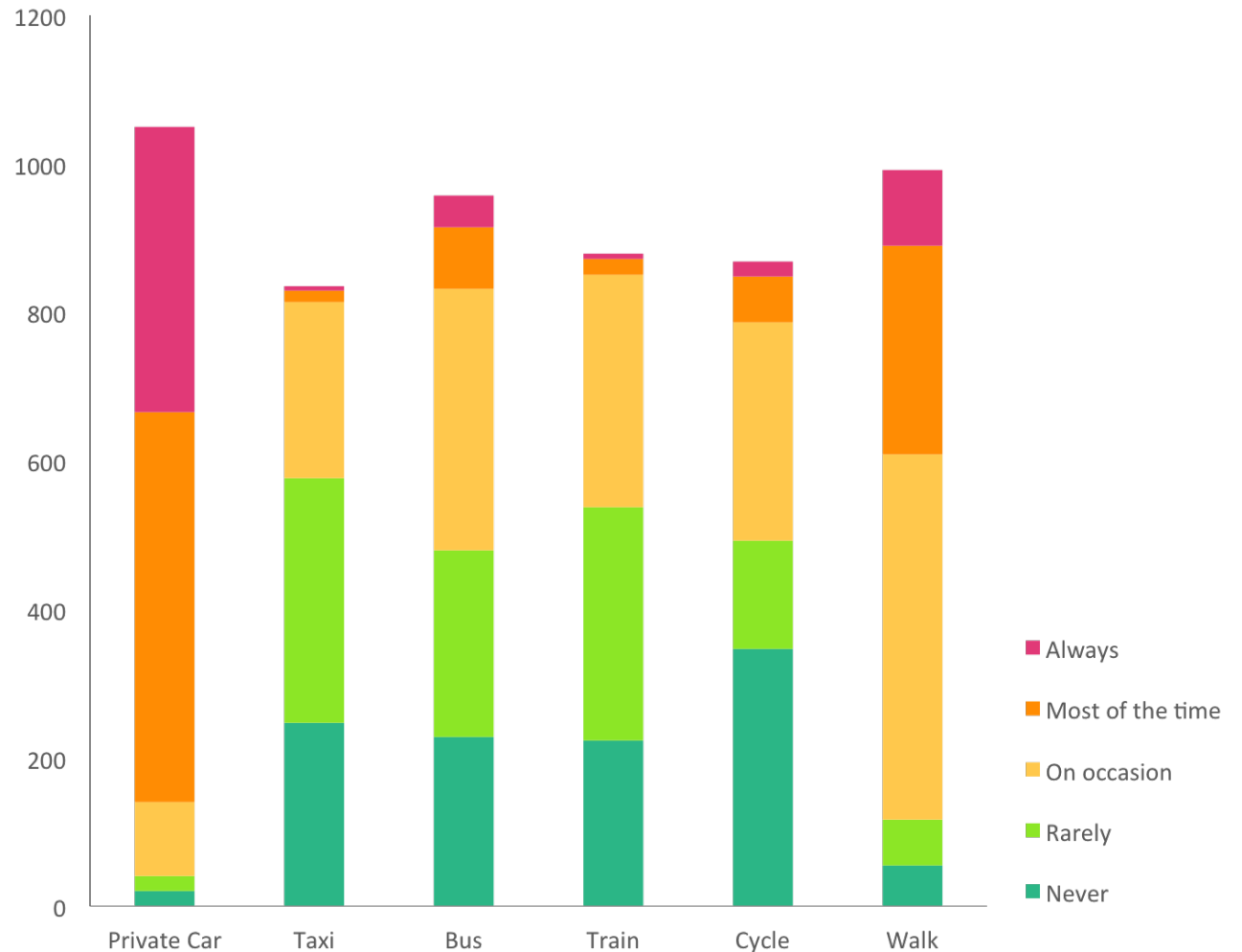
**"I moved from a city because I wanted to live in a village. I don't want ANY houses to be built in the area"**

## Adult Questionnaire Transport

**Q. How often do you make journeys by the following forms of transport?**

*Answered 1093/Skipped 66*

Most respondents travel frequently by private car with the majority of respondents making journeys by car "Always" or "Most of the time". A lot of journeys are also made on foot with most respondents selecting "Most of the time" or "on occasion". Buses and trains are used less frequently with many respondents using them "Rarely" or "Never". Cycle and taxi journey are also made infrequently.



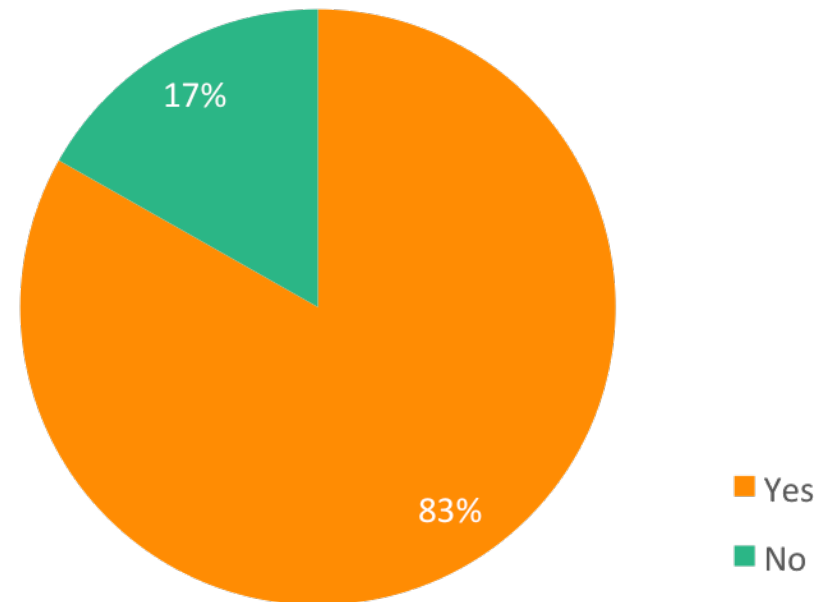
## Adult Questionnaire Transport

**Q. Would you travel using public transport, walking and cycling more often if facilities were improved?**

*Answered 1052/Skipped 107*

Responses to the previous question indicated that people within the Parish mainly travel by private car. In this question respondents overwhelmingly state that they would make a shift from the private car and use sustainable modes of transport more frequently if facilities were improved. This could potentially have a large beneficial impact on the local road network.

The next series of questions seek to understand what should be done to improve walking, cycling and public transport services.



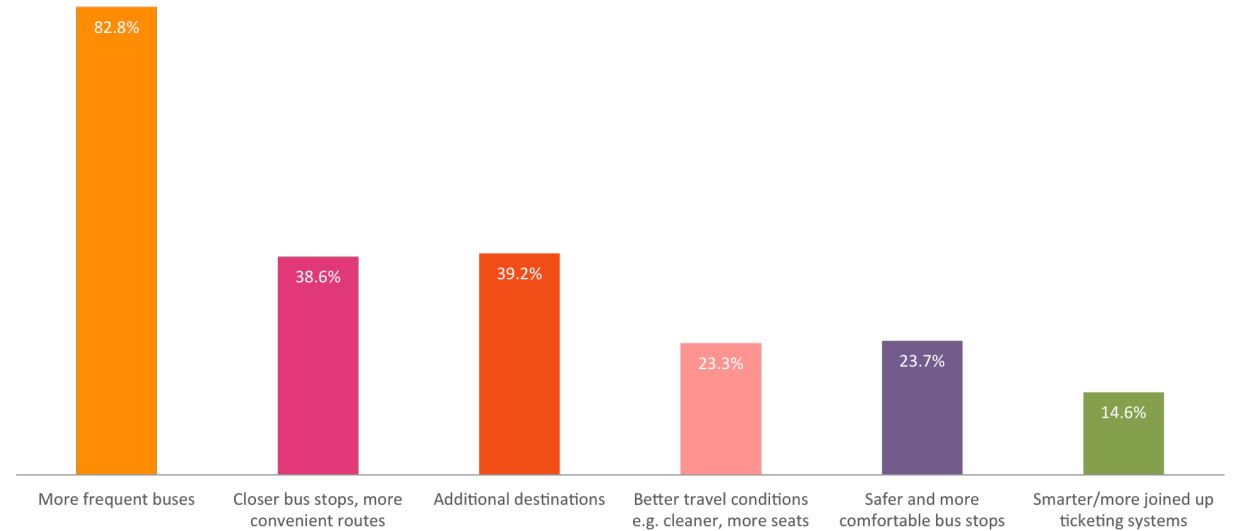


## Adult Questionnaire Transport

### Q. How could bus services be improved?

Answered 1021/Skipped 138

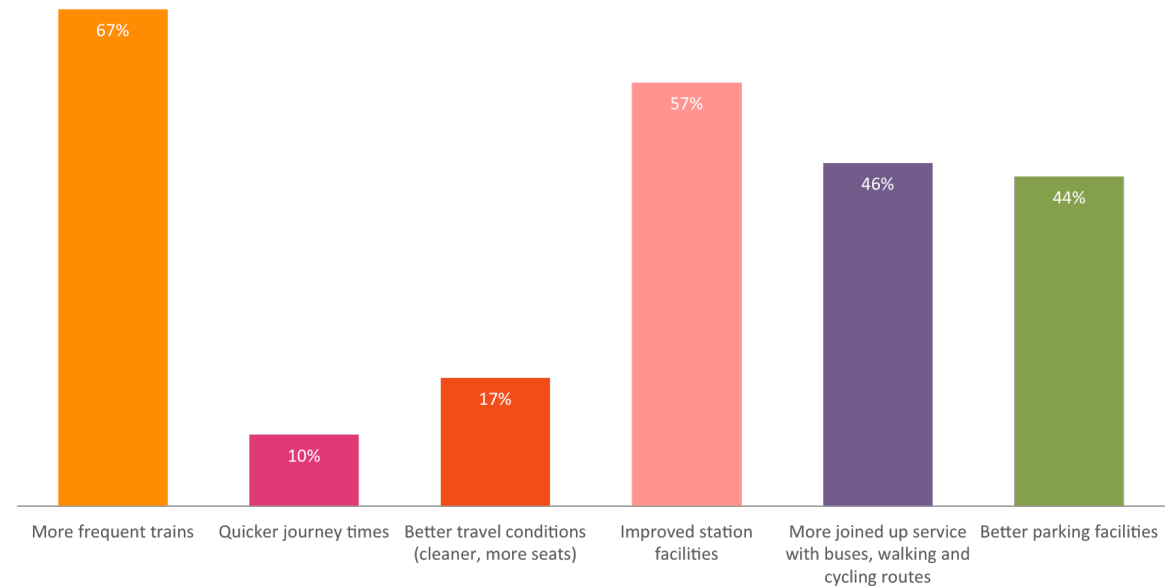
The majority of respondents feel that bus services could be improved through more frequent services. This is a relatively simple measure, as it does not generate the need for additional infrastructure required by route extension/additional bus stops.



### Q. How could train services be improved?

Answered 930/Skipped 229

The picture is less clear for rail services. Again more frequent trains is the most popular option to improve services, but improved station facilities are also considered important. There is a high response rate for more joined up services with buses, walking routes and cycle paths as well as for better parking facilities.



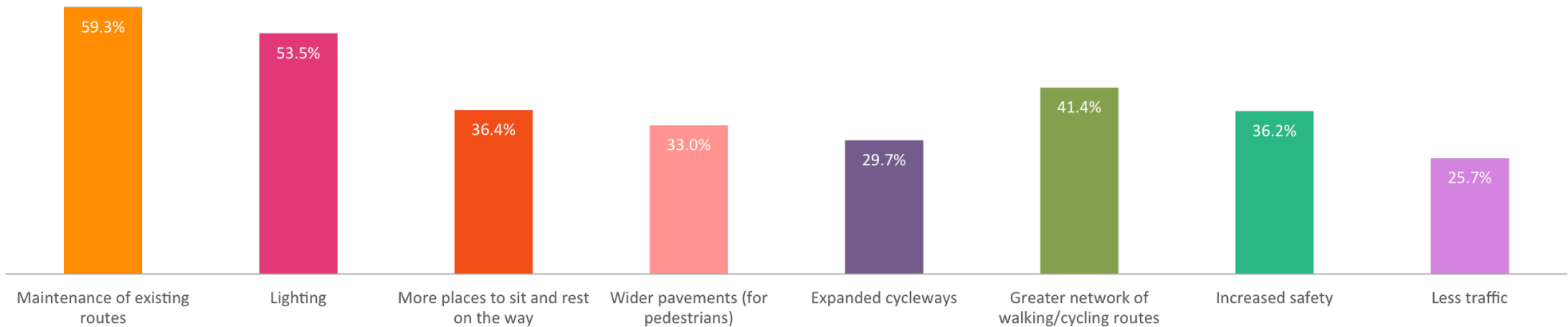
## Adult Questionnaire Transport

### Q. How could walking and cycling services be improved?

Answered 1040/Skipped 119

The picture for improvements to walking and cycling is slightly less clear-cut than for bus and train services; many of the options for improvements were popular. The two most selected improvements are

“Maintenance of existing routes” and “Lighting”. Respondents also favoured expanding the network of walking and cycling routes, adding more places to sit and rest and increasing safety.

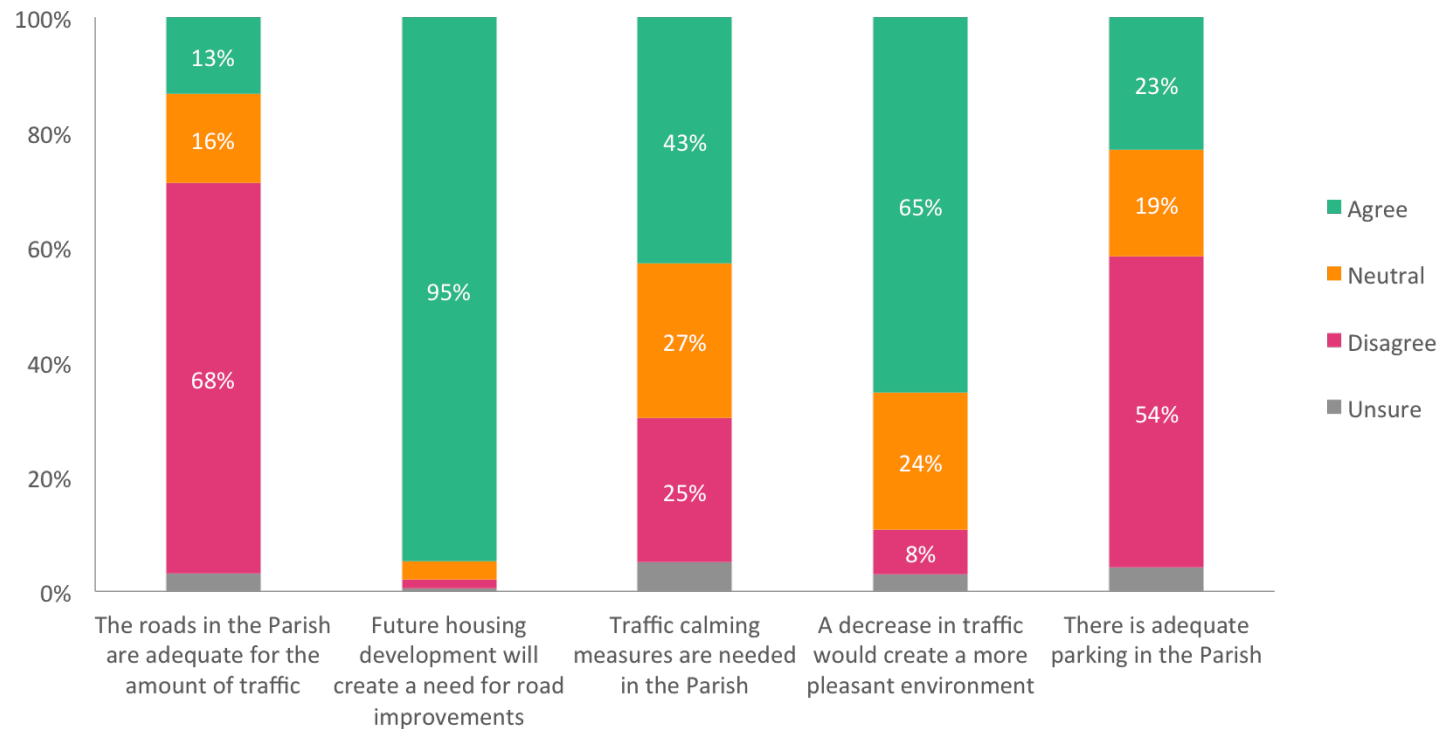


## Adult Questionnaire Transport

**Q. Indicate your response to the following statements about traffic and parking:**

*Answered 1094/Skipped 65*

The majority of respondents feel the roads in the Parish are not adequate for the amount of traffic. An overwhelming majority also feel that future housing development will create a need for road improvements. There is a less clear response on the need for traffic calming measures, but 65% of people feel that a decrease in traffic will create a more pleasant pedestrian environment. Over half of respondents do not agree that there is adequate parking in the Parish. These responses are slightly conflicting in that they call for road improvements and more parking to facilitate additional car travel while showing a preference for decreased traffic. These responses may relate to different parts of the road network, and this can be drawn out in future workshops.



## Adult Questionnaire Transport

### Q. Any further comments about transport?

A selection of respondents' comments on transport are set out here.

**“The current cycleway between Whittlesey, Eastrea and Coates is a disgrace,”**

**“Need trains running more frequently, I travel to Peterborough to catch trains”**

**“Rail fares are prohibitive for short journeys, especially when one has a bus pass ”**

**“Paths along station road are really bad!”**

**“There are too many cars and not enough parking in the town centre”**

**“Need a night bus service into Peterborough and back from Peterborough”**

**“Far too many heavy goods vehicles rumbling though”**

**“It would help a lot, if pavements were kept for pedestrians, and not as parking for vehicles”**



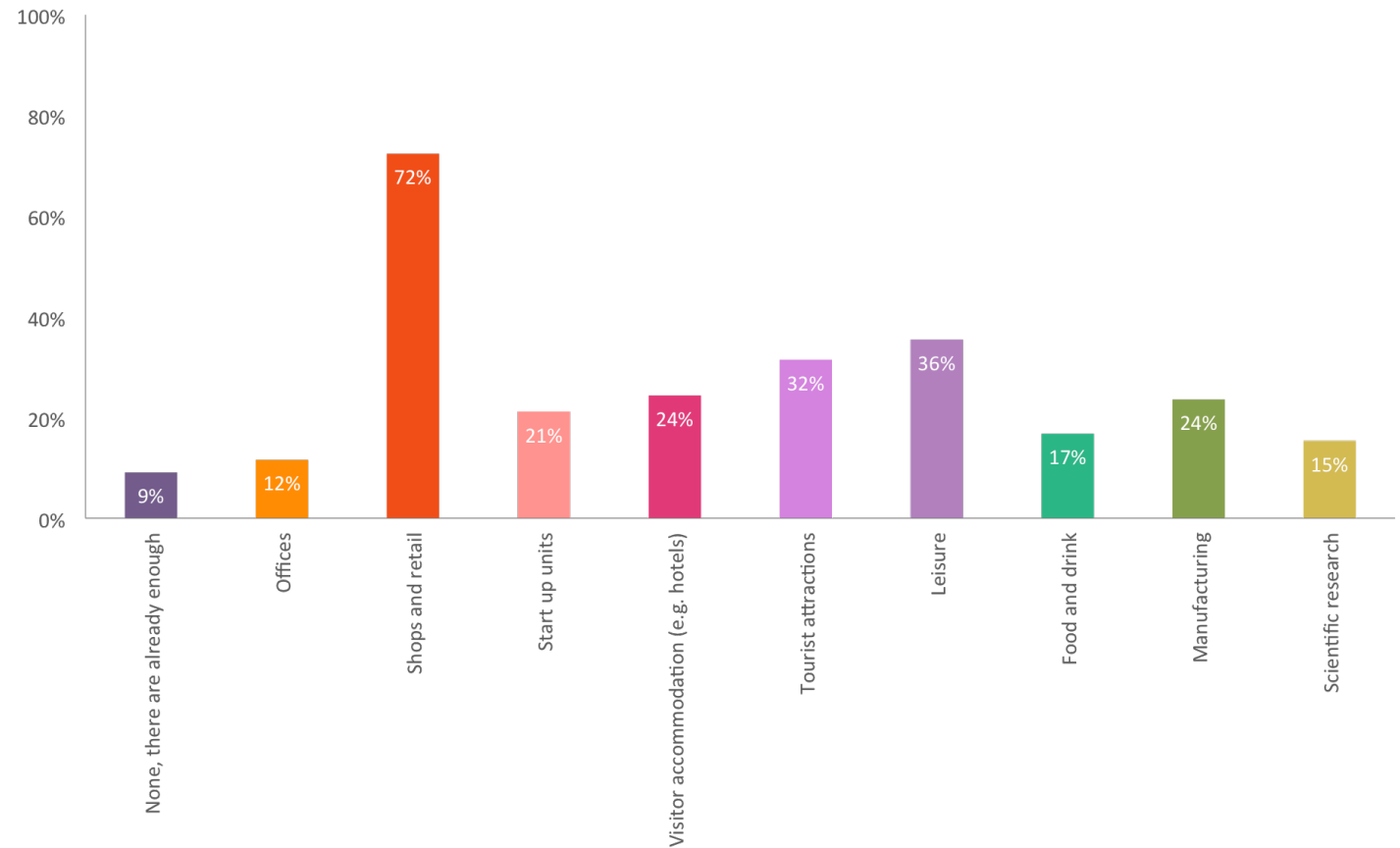
## Adult Questionnaire Business

**Q. What businesses would you like to see more of in the Parish?**

*Answered 1052/Skipped 107*

“Shops and retail” is by far the most popular response to this question, and is backed up by the comments left at the end of the business section of the questionnaire. Respondents used the comment section to elaborate on their answer, with many of the comments highlighting the need for a supermarket.

Other popular choices are “tourist attractions” and “leisure”. This gives an insight into the kind of place Whittlesey sees itself as and aspires to be; not just a place to live and do business but a place to be visited.

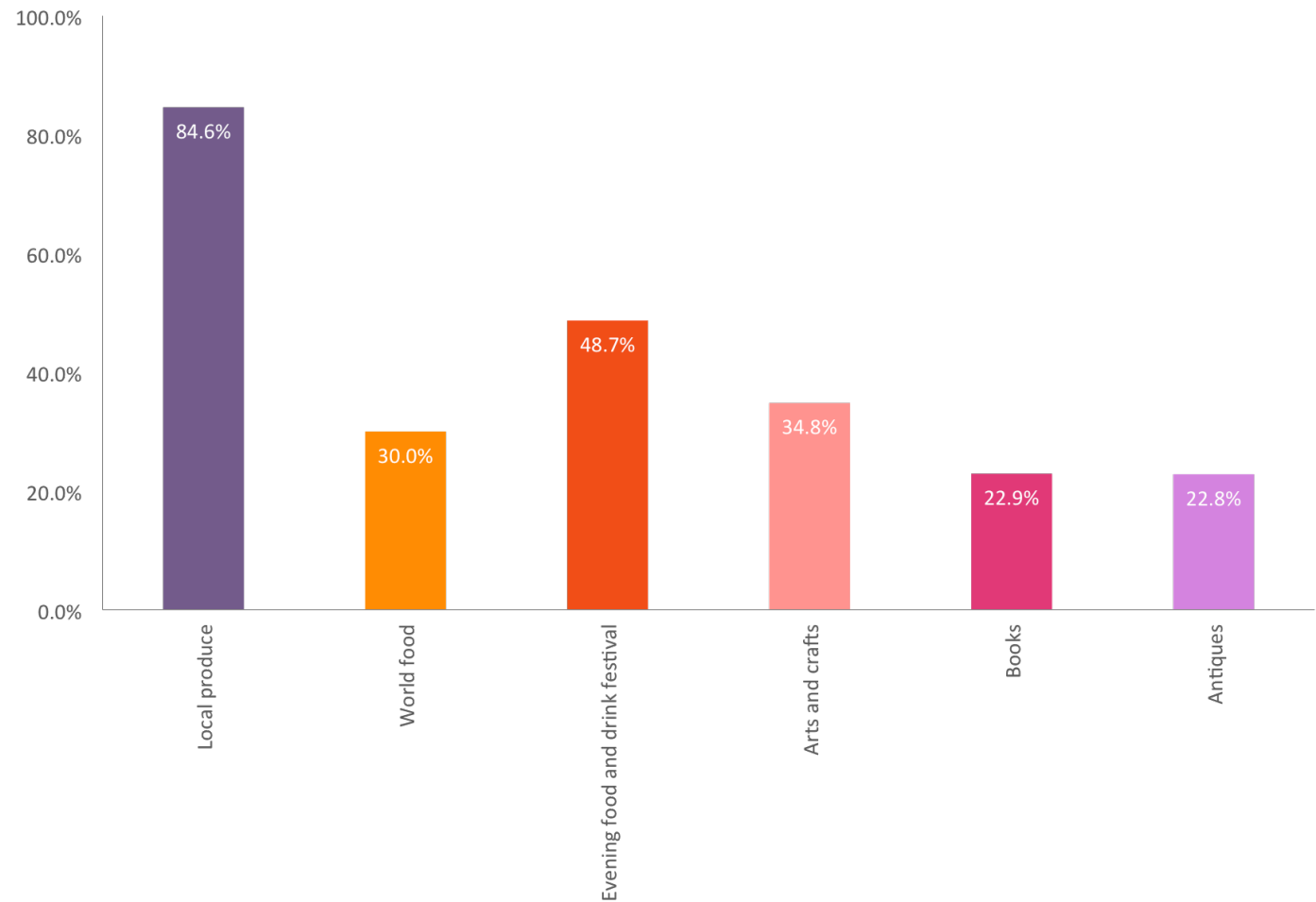


## Adult Questionnaire Business

**Q. What stalls/pop up markets would you like to see?**

*Answered 963/Skipped 196*

Unlike the previous question this one asks respondents to think about the potential for more temporary “pop up” uses and markets in the Parish. These kind of uses can attract visitors and help to animate public spaces. The most popular answer relates to “Local produce” which 84% of respondents support. This is closely followed by “Evening food and drink festival” so local food and drink may be a good focus for future markets or events within the Parish.



## Adult Questionnaire Business

**Q. Indicate your response to the following questions about business (see next page for graph)**

*Answered 1093/Skipped 66*

This series of statements covers a wide range of topics and this analysis attempts to group them.

Generally respondents do not feel that the Parish has a good range of shops and businesses (58%) and only 41% state they find it easy to access services and facilities.

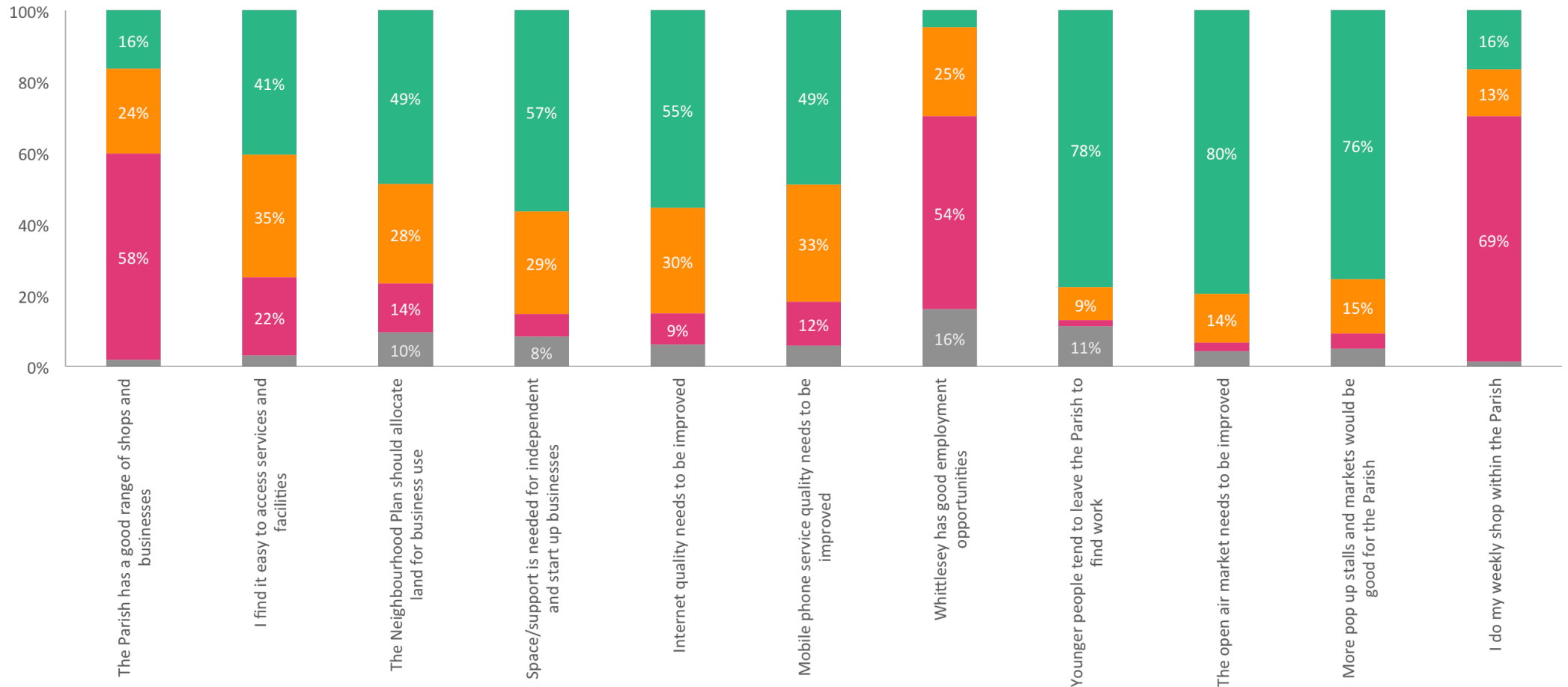
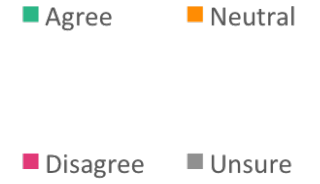
49% feel the Neighbourhood Plan should allocate land for business (28% are neutral and presumably not opposed to this) and 57% feel that space and support is needed for independent and start up businesses. Overall there seems to be some interest in additional support for local business.

55% of respondents feel that Internet quality needs to be improved and 49% feel that mobile phone quality needs to be improved. These are not overwhelmingly strong responses but there seems to be some concern regarding quality of communication technology in the Parish.

54% of respondents disagree with the statement “Whittlesey has good employment opportunities” and 78% agree that younger people tend to leave the Parish to find work. Generally the perception is that there are not sufficient employment opportunities in the Parish.

The final statements relate to markets and shopping. 80% agree that the open air market needs to be improved (answers to earlier questions give some insight into how this could be done). 76% of respondents feel that more pop up stalls and markets would be good for the Parish. The majority of people (69%) do not do their weekly shop within the Parish. Overall there is a desire for a greater retail offer within the Parish both in terms of groceries/routine purchases and “leisure shopping” like markets and more specialist retail.

# Adult Questionnaire Business



## Adult Questionnaire Business

### Q. Any further comments about business?

A selection of respondents' comments on business are set out here.

**“Though I support local run businesses, I feel there is a need for banded name shops and food chains”**

**“Would always try to shop in Whittlesey but the selection of retailers is reducing every year”**

**“Very little employment opportunities in Whittlesey and surrounding parishes”**

**“We need some national stores. We must be the only town of our size without a coffee shop in UK”**

**“More restaurants to eat locally without the need to go to Peterborough”**

**“One word - supermarket”**

**(This was the most common comment)**

**“Mobile phone and internet services poor in Turves”**

**“We don't need any more hairdressers nail bars or take aways”**

## Adult Questionnaire Community and Leisure

**Q. Indicate your response to the following statements about facilities and leisure (see next page for graph)**

*Answered 1079/Skipped 80*

There is a mixed response to the phrase “Community facilities within the Parish are good”, with the most common response (40%) being “neutral”. The majority of respondents (67%) feel that more facilities are needed for younger people within the Parish and 55% would like to see more facilities for older people.

53% feel that there should be more community events and 37% are neutral – only a very small percentage are opposed to having more events.

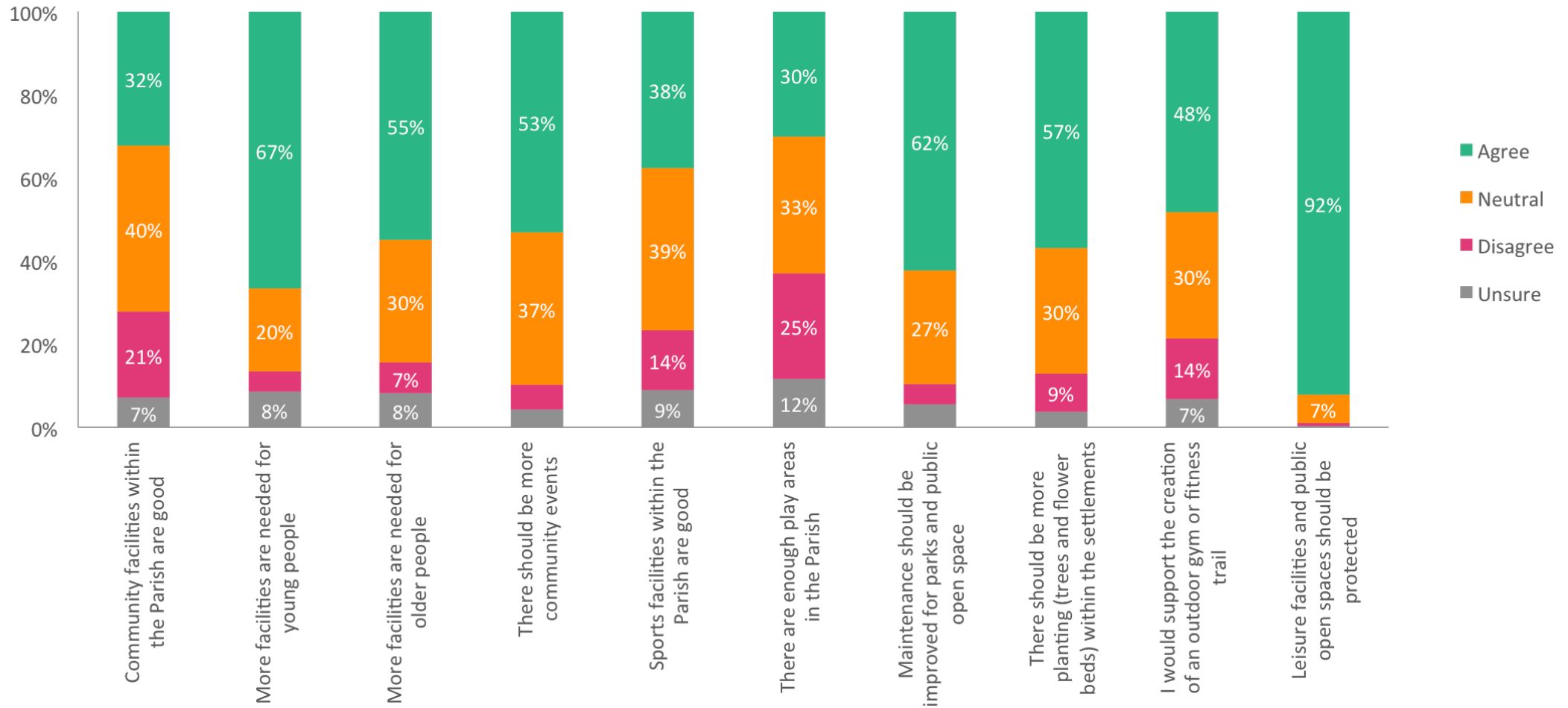
Only 38% of respondents feel that sports facilities within the Parish are good, but 39% are neutral on the issue so we can assume only a small percentage think they are bad.

There is no clear response on whether there are enough play areas in the Parish, most either agree that there are enough (30%) or are neutral (33%). A clearer response is obtained regarding maintenance of existing spaces with 62% agreeing that maintenance should be improved for parks and open space. 57% also agree that there should be more planting of trees and flower beds.

48% say they would support the creation of an outdoor gym or fitness trail and 92% agree that leisure facilities and public open space should be protected.

Overall it seems the protection and improvement of current facilities is more important than new facilities.

## Adult Questionnaire Community and Leisure





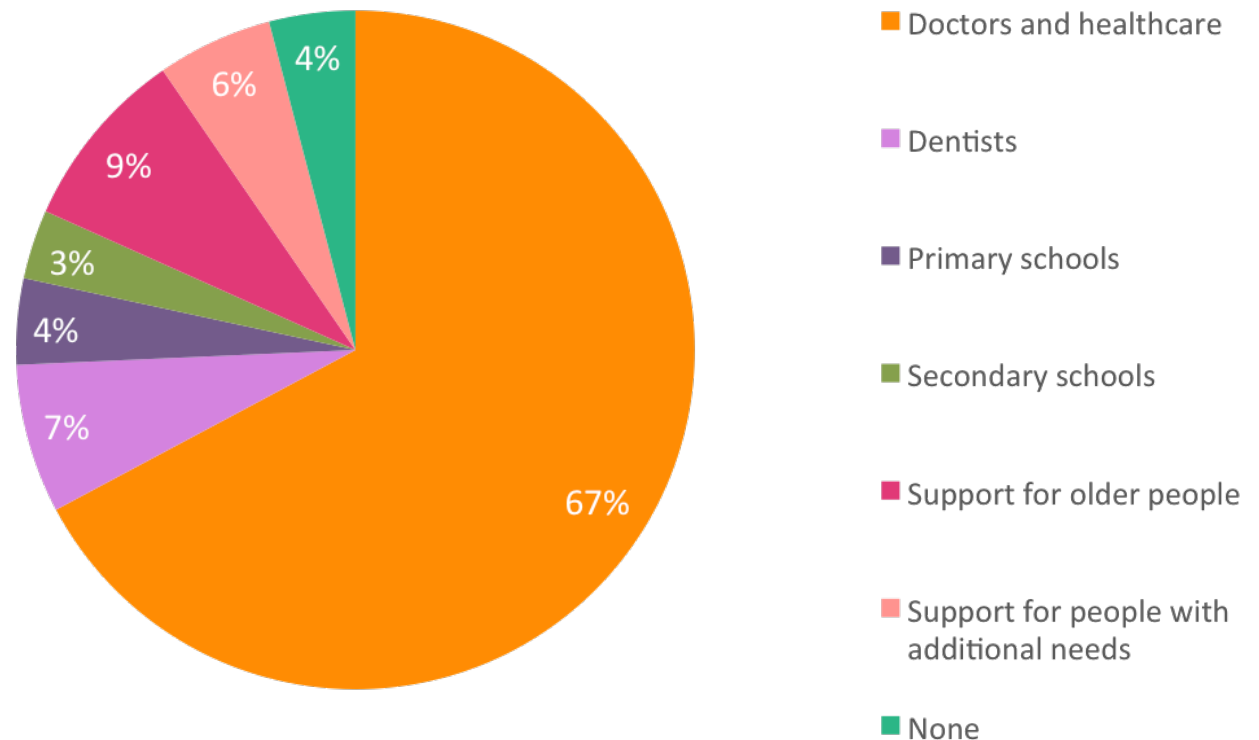
## Adult Questionnaire Community and Leisure

**Q. Which services, if any, need to be increased in the Parish?**

*Answered 634/Skipped 525*

The most popular answer is “Doctors and health care” with 67%. However an error with the online questionnaire meant that respondents could only select one answer to this question, unlike previous questions which allowed more than one selection.

The responses therefore suggest which is the *most* important service to residents, but does not give a clear idea about the relative importance of the other options. Respondents used the comment box for this section to highlight what their other choices would have been, with dentists and schools being mentioned most frequently. We can assume then that these would have been the next most popular options.



## Adult Questionnaire Community and Leisure

### Q. Any further comments about community and leisure?

A selection of respondents' comments on community and leisure are set out here. Comments confirming additional selections for the previous question have not been included, as they have been summarised on the previous page.

**"Gym membership is too expensive for me to use and is over crowded last time I went i.e peak time"**

**"Children need the facilities to exercise at an early age. The elderly need the facilities to remain active and healthy into their old age"**

**"Due to the amount of new houses being built there will be a massive demand for public services"**

**"The community events on the market square last year were fantastic and we'll supported, we need it more often"**

**"Better manor fields facility. How about a path way around it?"**

**"There should be a parish biodiversity action plan created"**

**"No NHS Dentist in the Parish. Getting a doctors appointment is almost impossible"**

**"Leisure centre is brilliant but needs upgrading/improving (the pool changing room/toilet area)"**

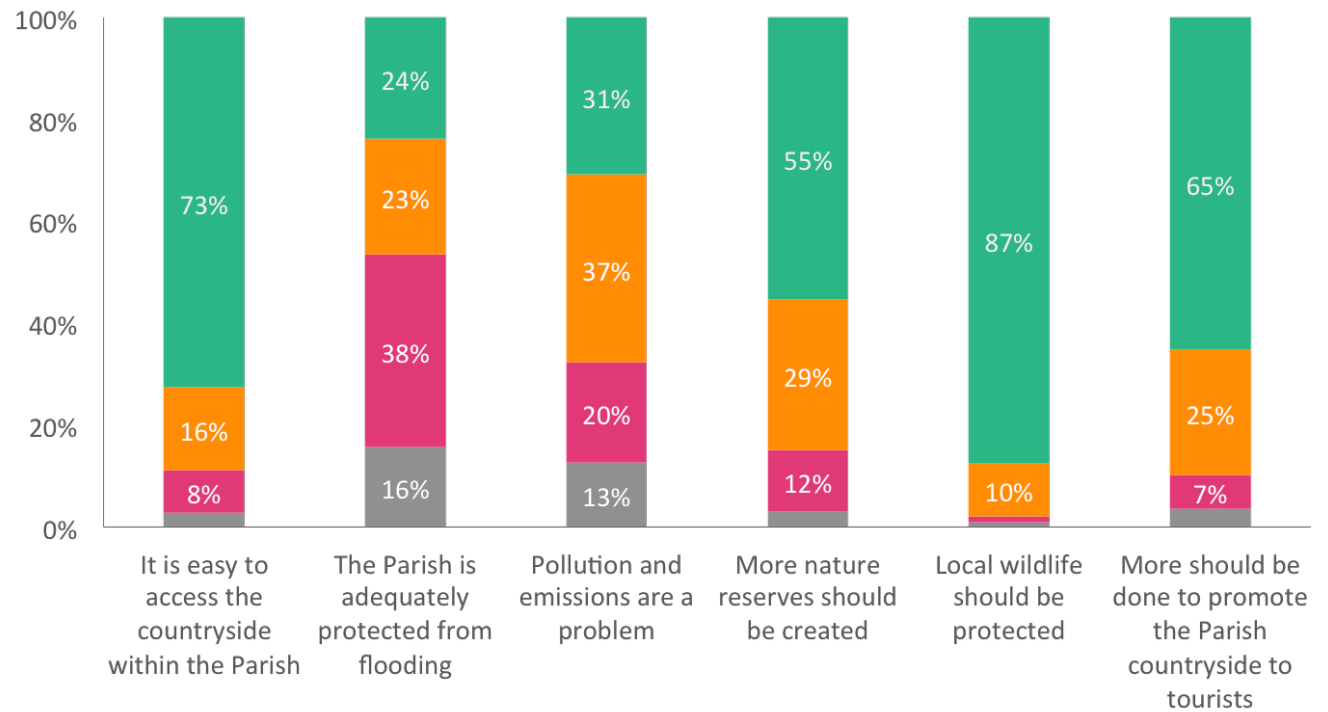
## Adult Questionnaire Environment and Heritage

**Q. Indicate your response to the following statements about the environment:**

*Answered 1055/Skipped 104*

73% agree that it is easy to access countryside within the Parish. 38% do not feel that the Parish is adequately protected from flooding, however a higher number of respondents (16%) are unsure on the flooding question compared to the other statements; more knowledge and capacity building can be undertaken on this topic in future workshops.

There is no strong response on pollution and emissions, though 31% feel that they are a problem. There is strong support (87%) for protecting local wildlife. 55% would also like to see more nature reserves created. The majority of respondents would like to see more done to promote the Parish countryside to tourists.

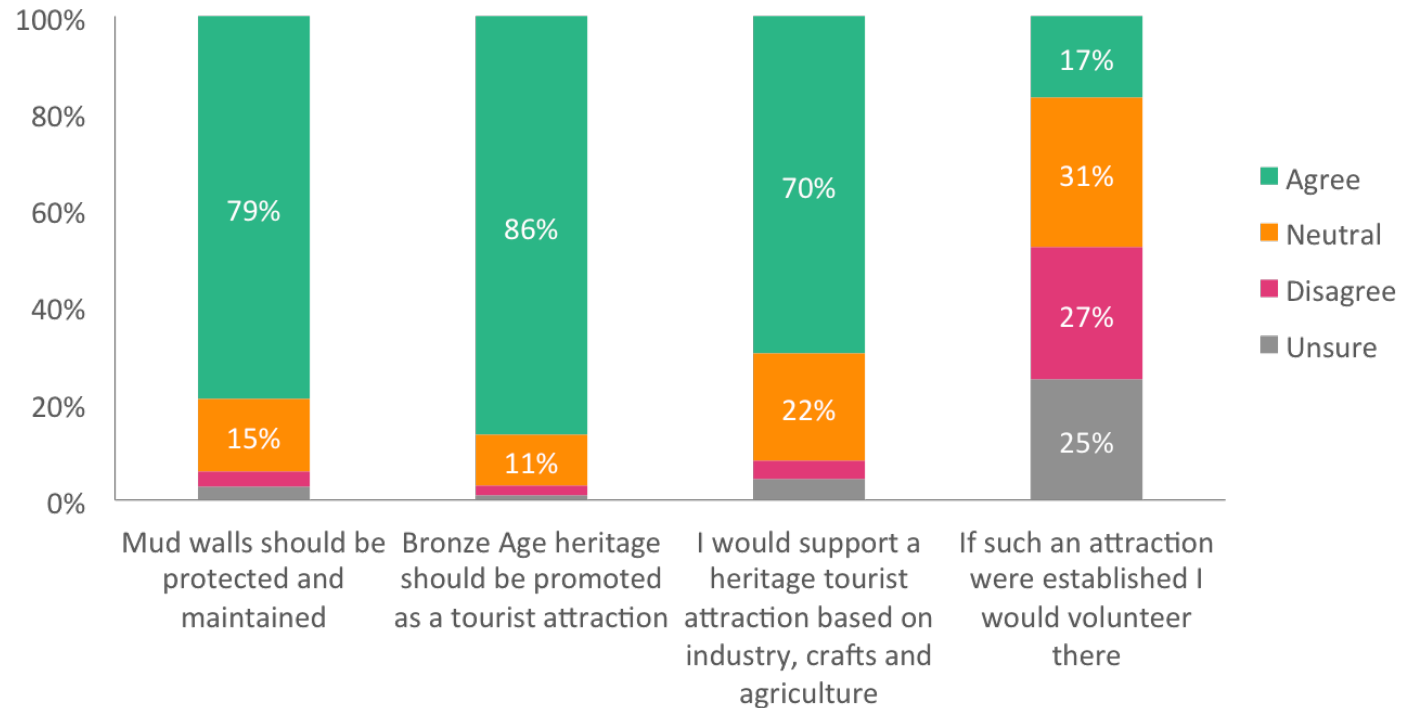


## Adult Questionnaire Environment and Heritage

Q. Indicate your response to the following statements about heritage:

*Answered 1056/Skipped 103*

There is widespread support for the protection and promotion of heritage features within the Parish. 79% feel that mud walls should be protected and maintained, while 86% think that Bronze Age heritage should be promoted as a tourist attraction. 70% would also support a heritage tourist attraction based on industry, crafts and agriculture. However respondents are less sure that they would volunteer at such an attraction with only 17% in agreement.



## Adult Questionnaire Environment and Heritage

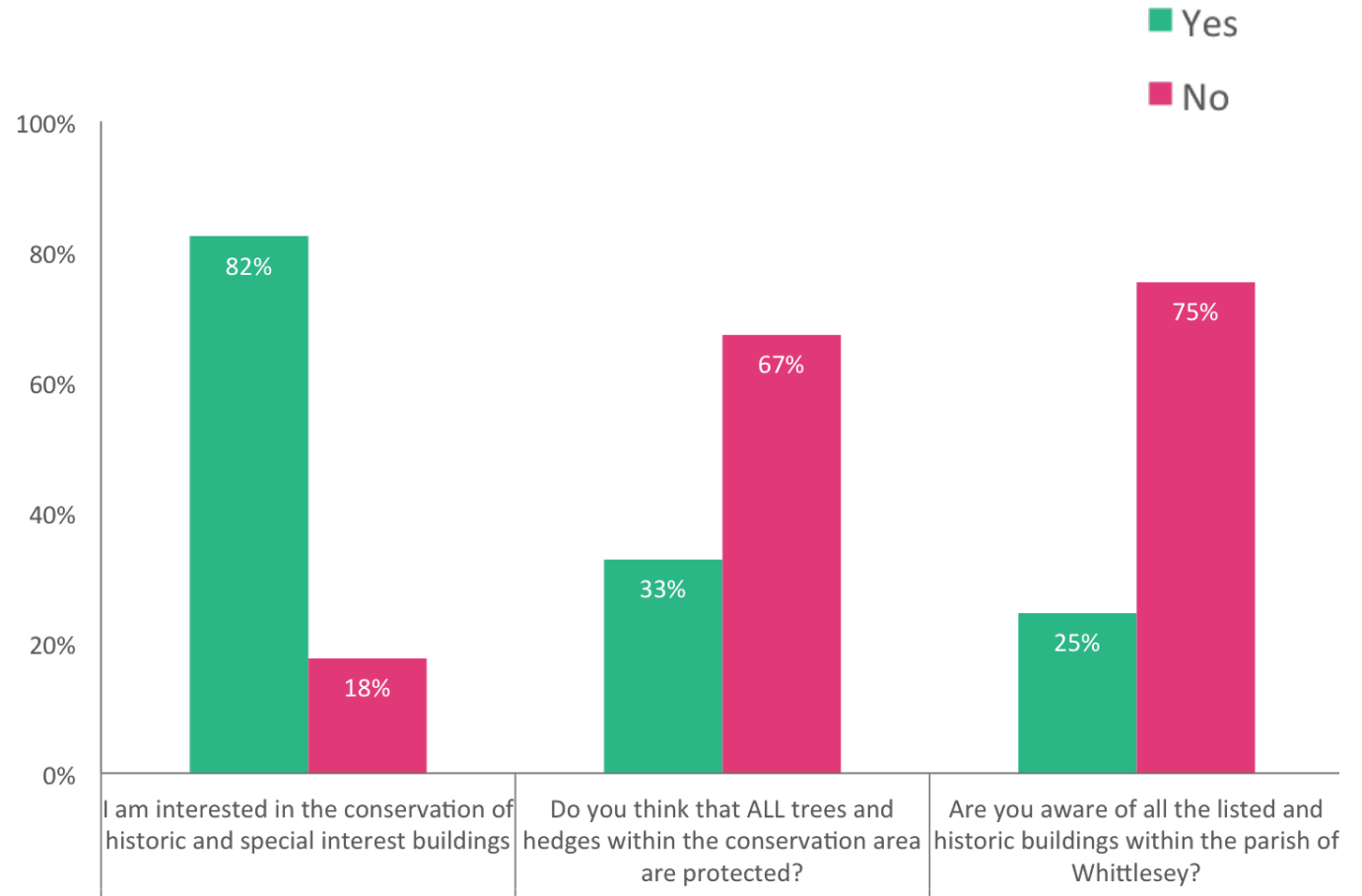
Q. Indicate your response to the following:

Answered 1059/Skipped 100

The interest in local heritage continues in the responses to this section with 82% interested in the conservation of historic and special interest buildings.

67% do not think all trees and hedges within the Conservation Area are protected. However looking critically at this question it is poorly phrased and could either be perceived to mean that trees and hedges *should* be protected OR be testing the understanding of the Conservation Area designation in relation to trees and hedgerows.

75% are not aware of all the listed and historic buildings within the Parish of Whittlesey but again on reflection this question is poorly conceived as one could assume most people will not be aware of *all* the historic buildings in an area.

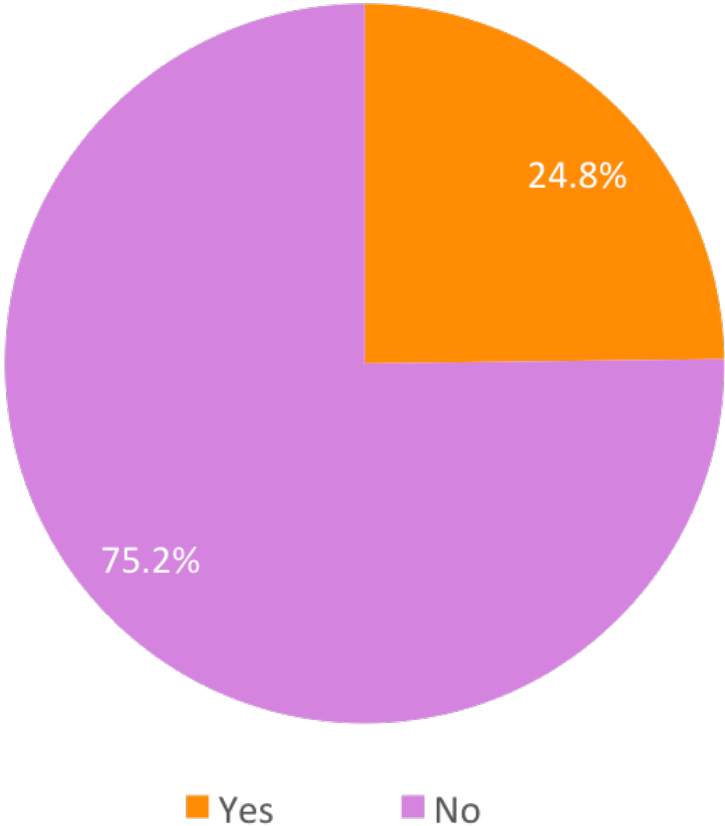


# Adult Questionnaire Environment and Heritage

**Q. Do you think the current Conservation Area boundaries should be extended?**  
This question was accompanied by a map.

*Answered 793/Skipped 366*

75% feel that the Conservation Area boundaries should not be extended. There was a follow up question to this asking for suggestions as to which areas should be included if the Conservation Area were to be expanded. As the consensus is that the boundary should not be extended the responses to this follow up question have not been included.



## Adult Questionnaire Environment and Heritage

### Q. Any further comments about environment and heritage?

A selection of respondents' comments on environment and heritage are set out here.

**“There is a real shortage of trees”**

**“I think it is very important to protect the environment and we as a community should encourage all new building projects to be sustainable and have a low environmental impact”**

**“Essential Must Farm site and artifacts must remain in Whittlesey not Peterborough”**

**“Shouldn't build in flood risk areas”**

**“More should be done to maintain the buildings within the conservation area and other historic buildings”**

**“Pollution from the brickyards has a huge impact on residents with respiratory problems!”**

**“Would like to see more information about the heritage of the parish on boards. Really keen to keep green spaces and enjoy trees.”**

**“Must Farm needs to be used for tourism locally.”**

# Children and Young People



## Engaging Children and Young People

As part of our initial consultation we really wanted to get feedback from children and young people in the Parish. Engagement will of course be ongoing but as an initial step we devised two additional questionnaires. The Sir Harry Smith Questionnaire is designed for students aged between 11 and 18 and results were collected from 744 students of Sir Harry Smith Community College.

The Children's survey is designed for younger children (aged 4- 11) and results were collected from 678 students from four local primary schools. The following pages provide a summary of the responses.

## Sir Harry Smith Questionnaire

**Young people are far more likely than adults to make journeys on foot**, with 60% walking to school. In the comments section “scooter” was also a common mode of transport.

In the future **young people feel they are likely to stay on to take A levels and go to University**. Most feel they are unlikely to transfer to another school.

In their leisure time **young people most enjoy spending time with friends (82%)**. Outdoor activities/sports, social media and watching TV/films were also popular choices. In the comments section many young people added that they enjoy spending time with their family. Reading was also mentioned a number of times within the comments.

**When rating different aspects of the Parish young people generally feel that provision of outdoor spaces is good but evening activities/things to do at the weekend are poor**. A common response to many of the options in this section is “average”.

The response to the question “which of the following are important to you?” is unclear; many young people select all of the options. However education and shops come out slightly higher than the other options.

What’s good about where you live?	What’s bad about where you live?
Area is quiet and safe, people are nice and friendly.	Not enough to do and not enough shops. The area is perceived as too quiet and boring
Being close to friends, school and amenities	Antisocial behavior e.g. drunk people, drug taking and vandalism. Some also mentioned “dodgy” or “noisy” people
Outdoor spaces and opportunities to play outside	Feeling geographically isolated e.g. long walks to school/ to see friends and poor public transport. Too much traffic

## Sir Harry Smith Questionnaire

Generally **young people feel that food and drink uses should be encouraged within the Parish to promote jobs and economic development**. Interestingly this reflects a similarly strong preference within the Adult questionnaire for such uses.

Responses to the question “Which of the following could be improved?” are unclear with most options being popular though “car parking” and “leisure” come out slightly higher.

**In the next 10 years most young people surveyed see themselves living in a house that they own**. In the comments a number of people state that they plan not to be living in the area or even the country in the future.

Respondents feel that **the following could be done in the next 10 years to encourage young people to stay in the area:**

- **More jobs/more highly skilled jobs**
- **More shops, activities and attractions**
- **Better and cheaper public transport**

## Children's Questionnaire

**Children say they most like doing sports and playing outside when asked what they like doing** though many of the options are popular. In the comments section children list a wide range of activities that they enjoy including roller-skating, reading, rock climbing and singing.

**65% of children think there are enough places to play where they live.** There is some variation on this between the three schools; in Coates a higher proportion of children think there are enough play spaces.

**Children think the best things about where they live are being able to walk to friends, and play areas.** Nature and nice buildings are also important.

**Children think the worst things about where they live are litter and too much traffic.** They also dislike the lack of play spaces and lack of cycle paths. In the comments many children mention dog poo as a concern.

**Travel to school is a fairly even split between walking and the private car.** Some children also cycle but very few use public transport, which is understandable given the age range surveyed.

**When they are older the majority of children would like to live somewhere other than Whittlesey or the villages.** Responses were split fairly evenly between Peterborough, somewhere else in the UK and a different country altogether.

**Just over half of children are members of a club or organisation.** The comments show a broad range of clubs including football, swimming, Brownies/Scouts, ice skating and dodgeball.